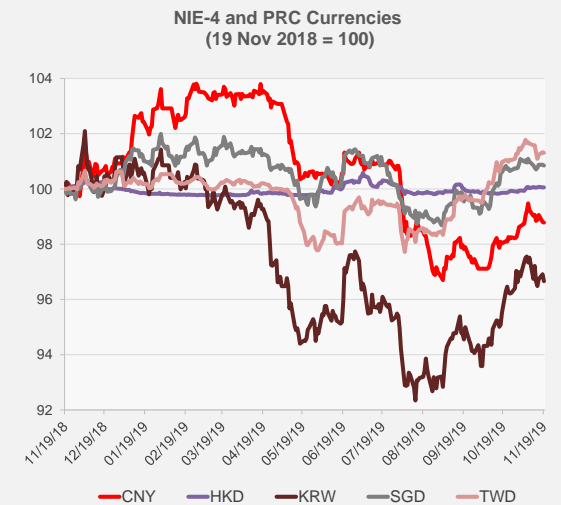
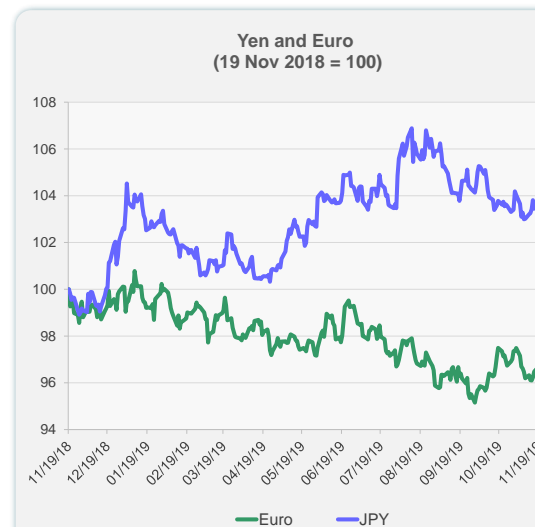
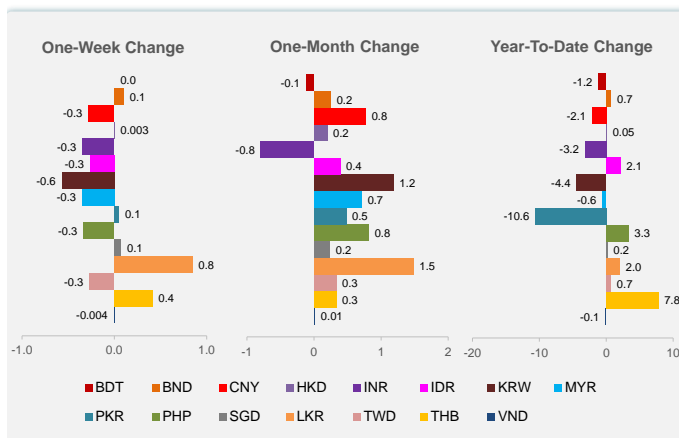
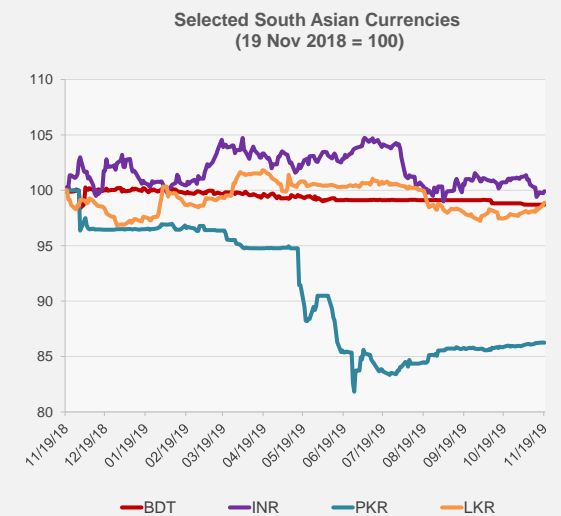
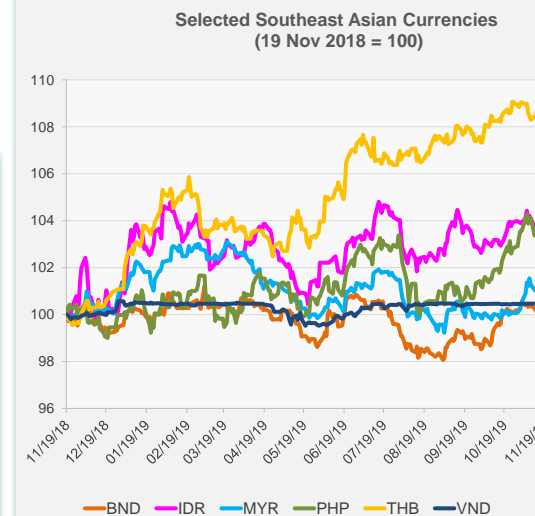


	Latest Closing	% change from Previous Day	% change from 01-Jan-19
Euro	0.90	0.05	-3.38
Japanese yen (JPY)	108.54	0.13	1.11
Bangladeshi taka (BDT)	84.88	0.00	-1.18
Brunei dollar (BND)	1.36	-0.01	0.72
Chinese yuan (CNY)	7.03	-0.02	-2.12
Hong Kong dollar (HKD)	7.83	0.00	0.05
Indian rupee (INR)	71.72	0.18	-3.18
Indonesian rupiah (IDR)	14,091.00	-0.07	2.12
Korean won (KRW)	1,167.60	-0.26	-4.43
Malaysian ringgit (MYR)	4.16	-0.02	-0.57
Pakistan rupee (PKR)	155.37	-0.01	-10.62
Philippine peso (PHP)	50.90	-0.47	3.30
Singapore dollar (SGD)	1.36	-0.03	0.17
Sri Lanka rupee (LKR)	179.24	0.22	2.01
Taipei,China NT dollar (TWD)	30.50	-0.02	0.69
Thai baht (THB)	30.20	0.14	7.77
Vietnamese dong (VND)	23,201.00	0.02	-0.11



NIE = Newly Industrialized Economies

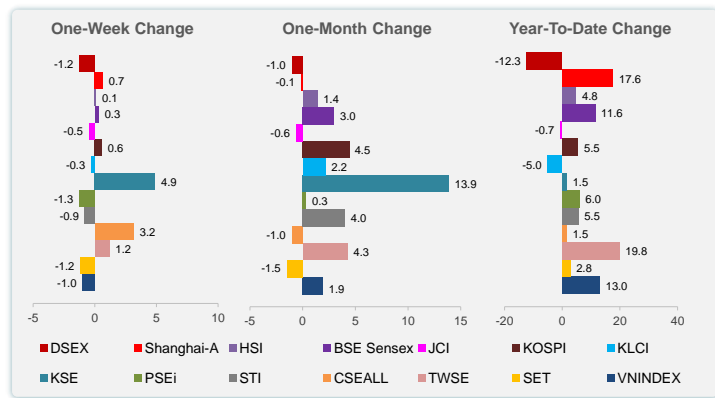
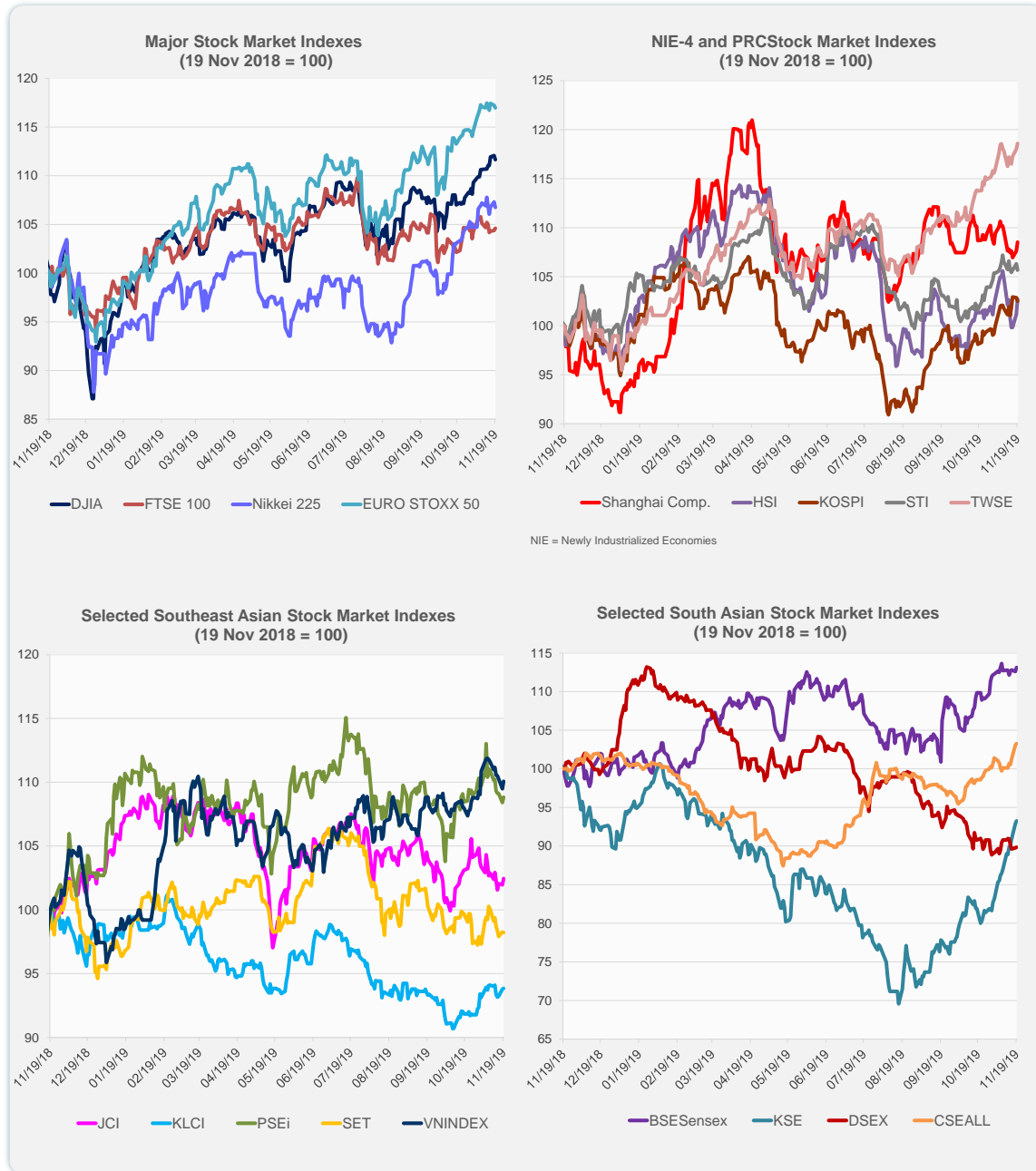


Note: Negative/Decreasing values indicate depreciation of local currency, and positive/increasing values indicate appreciation.
Source: Bloomberg.

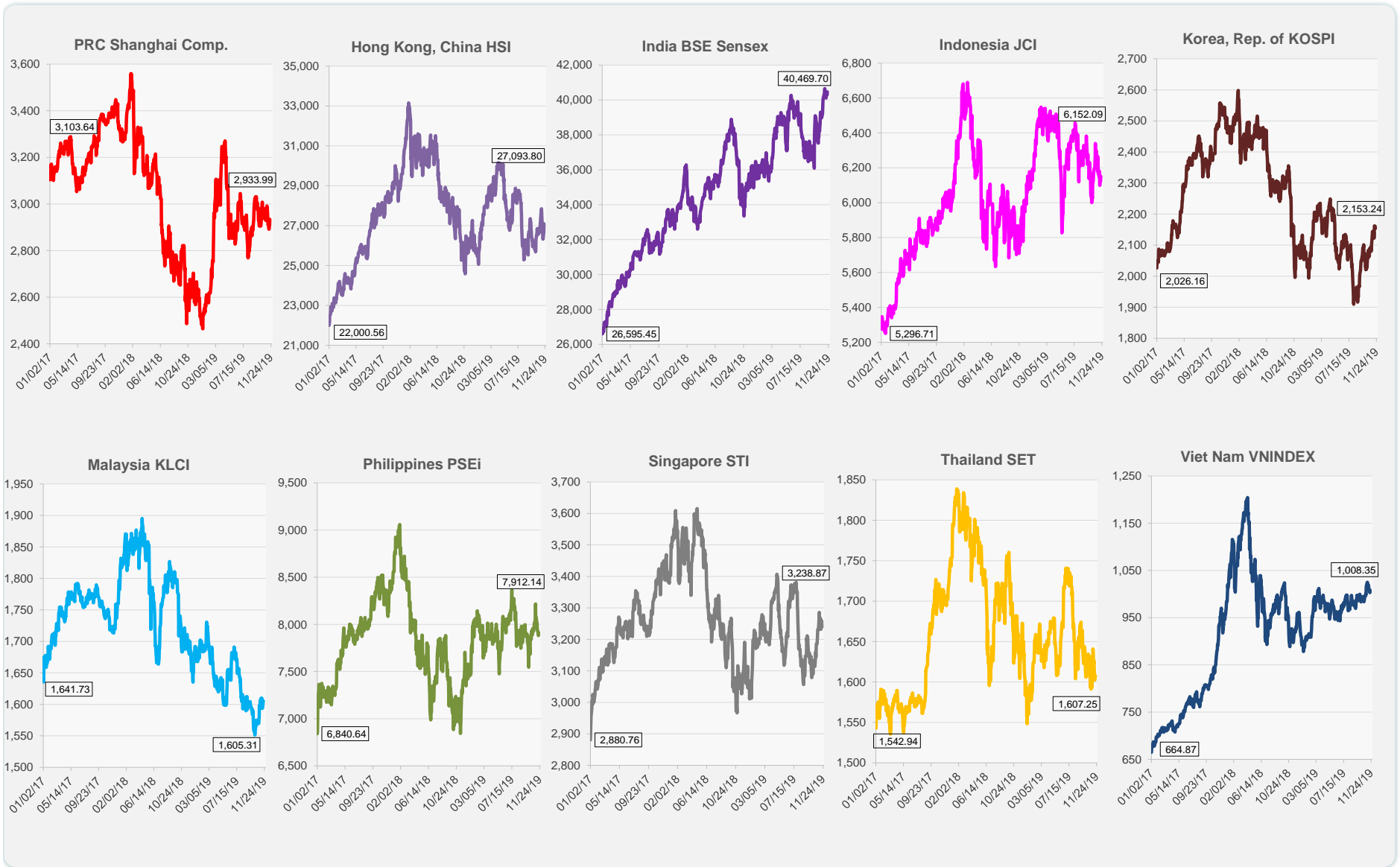


Source: Bloomberg.

	Latest Closing	% change from Previous Day	% change from 01-Jan-19
US Dow Jones Ind Avg	27,934.02	-0.36	19.75
US NASDAQ	8,570.66	0.24	29.17
US S&P 500	3,120.18	-0.06	24.47
UK FTSE 100	7,323.80	0.22	8.85
EURO STOXX 50	3,696.56	-0.23	23.16
Japan NIKKEI 225	23,292.65	-0.53	16.38
Bangladesh DSEX	4,722.02	0.10	-12.32
PRC Shanghai Comp.	2,933.99	0.85	17.65
Hong Kong, China HSI	27,093.80	1.55	4.83
India BSE Sensex	40,469.70	0.46	11.63
Indonesia JCI	6,152.09	0.48	-0.68
Korea, Rep. of KOSPI	2,153.24	-0.34	5.50
Malaysia KLCI	1,605.31	0.06	-5.04
Pakistan KSE 100	38,564.37	0.40	1.50
Philippines PSEi	7,912.14	0.40	5.98
Singapore STI	3,238.87	-0.61	5.54
Sri Lanka CSEALL	6,142.76	0.22	1.49
Taipei, China TWSE	11,656.40	0.49	19.83
Thailand SET	1,607.25	-0.05	2.77
Viet Nam VNINDEX	1,008.35	0.54	12.98



Source: Bloomberg.

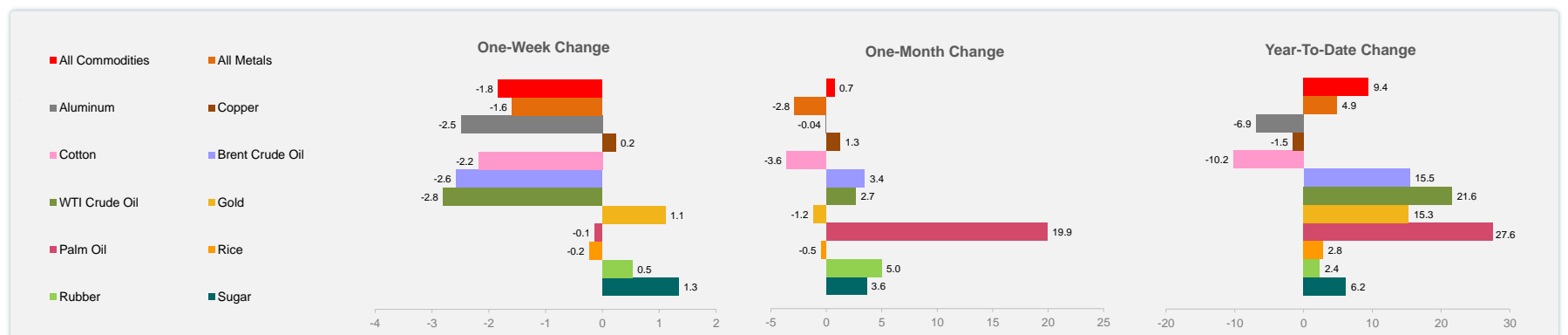
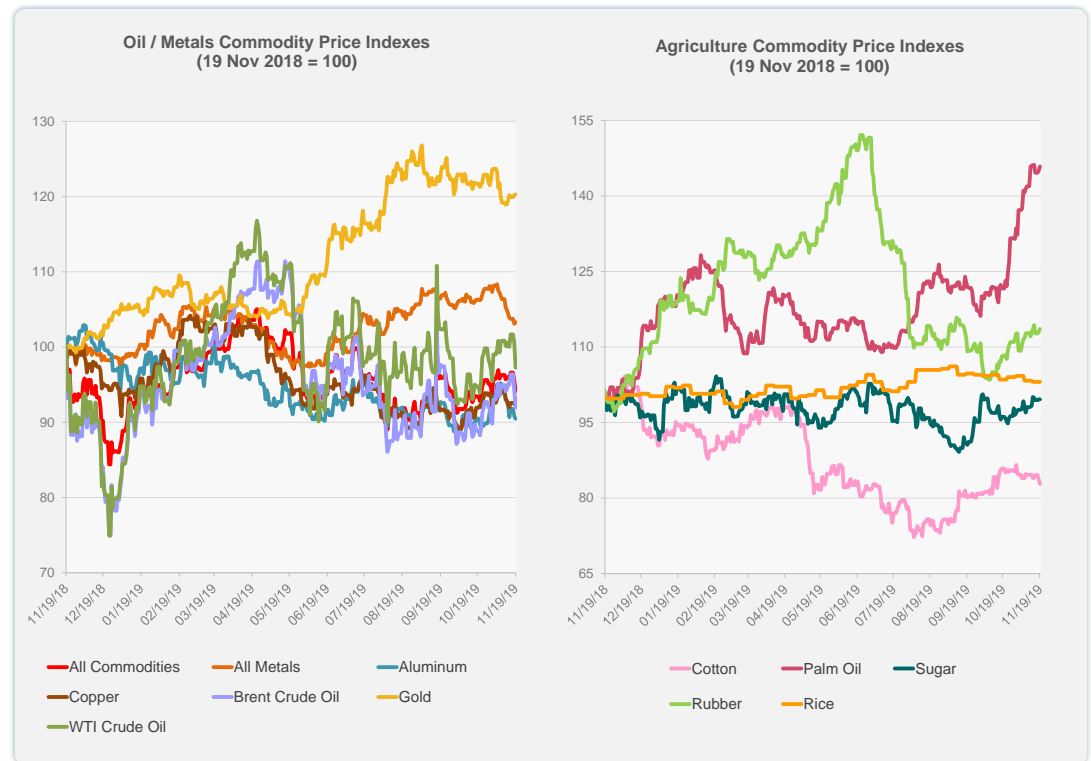


Source: Bloomberg.

	Unit	Latest Closing	% change from Previous Day	% change from 01-Jan-19
S&P All Commodities	US\$	409.67	-1.44	9.44
S&P All Metals	US\$	214.19	0.19	4.87
Aluminum	US\$/metric ton	1,733.75	-0.36	-6.93
Copper	US\$/metric ton	5,857.25	0.73	-1.54
Cotton	US cents/lb	62.35	-0.98	-10.22
Brent Crude Oil	US\$/barrel	60.99	-2.32	15.47
WTI Crude Oil	US\$/barrel	55.21	-3.23	21.58
Gold	US\$/troy oz	1,472.45	0.07	15.30
Palm Oil	US\$/metric tonne	602.72	0.54	27.60
Rice ¹	US\$/metric ton	436.00	0.00	2.83
Rubber ²	US\$/kg	152.00	0.46	2.36
Sugar	US cents/lb	12.87	0.00	6.19

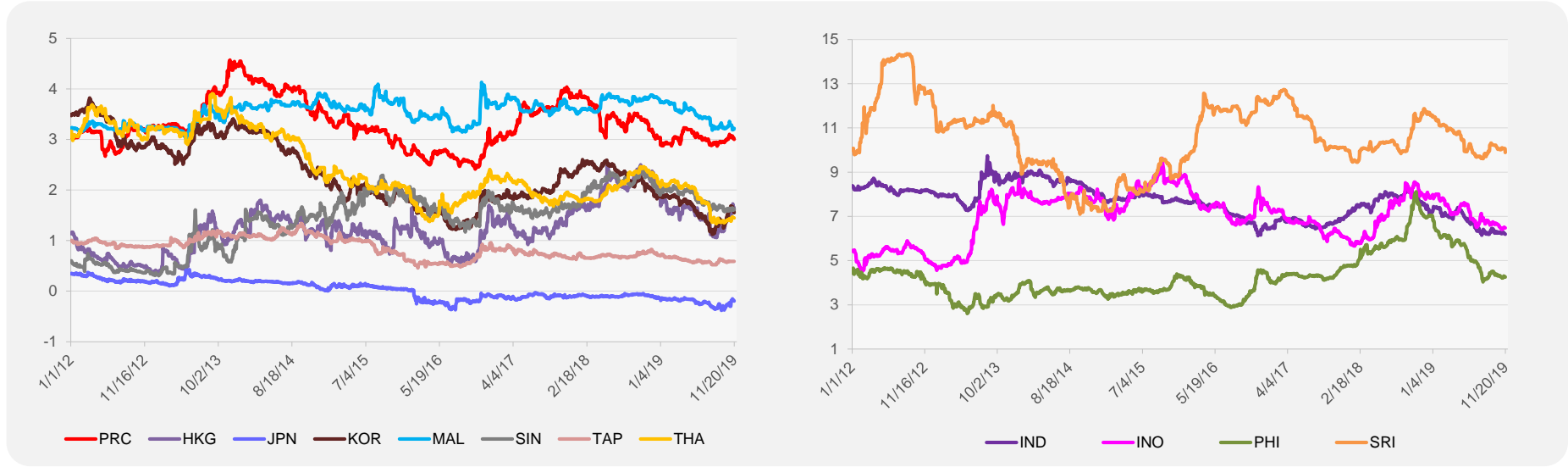
¹ Latest closing price from 13 November 2019.

² Singapore Exchange, Ribbed Smoked Sheet Rubber.

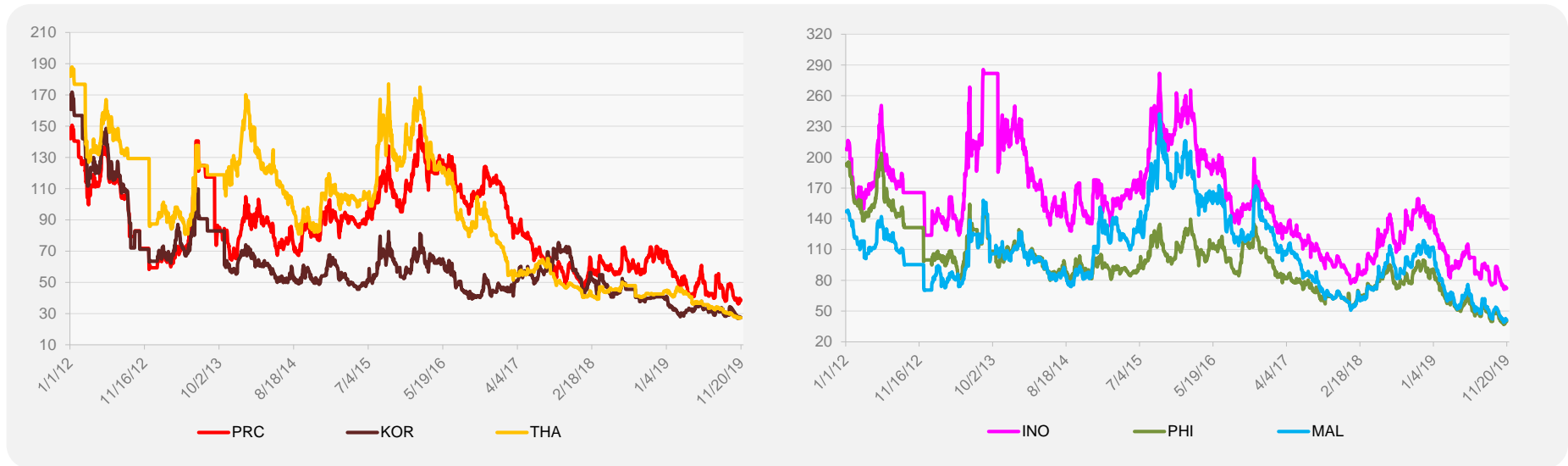


Source: Bloomberg.

5-YEAR LOCAL CURRENCY GOVERNMENT BOND YIELDS (%)



5-YEAR CREDIT DEFAULT SWAP¹



¹ In USD and based on sovereign bonds.
Source: Bloomberg.